



CONFER
plastics inc.



THE LEADER IN LADDERS
& POOL STEPS

A-FRAME LADDERS

Model 7200

Rollguard A-Frame Safety Ladder

Convertible to Inpool Ladder using #CK7200 Kit - sold separately.




Standard features of the Rollguard Ladder:

- Aesthetically pleasing contemporary design in beautiful warm gray color to complement today's brown or gray tone pools
- Large 5 inch x 18 inch wide Comfortreads
- Curved side rails designed with strength in mind
- Inner side rails include integrated side barriers to prevent entry behind the ladder
- Easy assembly with minimal hardware
- Adjusts to fit pools 48" to 56" tall
- Lockable Rollguard Barrier (lock included)
- Extra-large top platform
- Just fill side rails with water to prevent floating, no sand or bricks needed
- Fits pool top seats up to 14 inches wide
- Weight guideline: 300 lbs.
- Five year warranty

G7200 Rollguard Gate

- Attached easily to our Rollguard Ladder to provide added security
- Self-closing and self-latching
- Satisfies most building inspector requirements
- Latch located well out of reach of small children
- Contoured design "hugs" ladder steps and restricts access
- Padlock included



Model 7100X

Evolution A-Frame Safety Ladder

Convertible to Inpool Ladder using #CK7100 Kit - sold separately.



- **NEW!** Warm gray color to complement today's brown or gray tone pools
- Economical yet full-featured A-Frame Ladder
- Adjustable to fit 48" to 54" high pools
- Each side adjusts independently
- Snap-lock treads for quicker, easier assembly
- Five treads on each side
- Swing-up outer treads for safety
- Outer treads can be padlocked (padlock included)
- Full 16" inside tread width
- Strong sturdy design
- Large top platform
- Minimal hardware
- No sand or bricks required; fills with water
- Five year warranty
- Weight guideline: 300 lbs.

Includes ANSI/APSP REQUIRED BARRIER



Model 7000B

Eliminator A-Frame Safety Ladder

Convertible to Inpool Ladder using #CK100 Kit - sold separately.



- Eliminator A-Frame Ladder for 48" to 54" pools
- Heavy-duty construction
- Outside treads swing up into an upright position for security
- No sand or bricks required to prevent floating; fills with water
- Outer treads can be padlocked (cable lock included)
- Weight guideline: 300 lbs.
- Treads measure 5" x 18" wide
- Five year warranty

Includes ANSI/APSP REQUIRED BARRIER



INPOOL LADDERS

Model 6000B

Eliminator Heavy-Duty Inpool Ladder



Includes ANSI/APSP REQUIRED BARRIER

- Five large treads
- Treads measure 5" x 18" wide
- 22" high handrails; 9-1/2" span
- All-plastic construction
- Weight guideline: **300 lbs.**
- Adjusts to fit deck heights 42" to 56"
- Five year warranty
- Optional #6000-EXT Extension Kit available



Model 635-52

Economy Inpool Ladder



- Straight Up and Down Inpool
- Does not require barrier
- Adjusts to fit deck heights 46" to 56"
- 18" Width; 22" High handrails
- Weight guideline: **250 lbs.**
- One year full warranty
- Optional EB100 extension kit available
- Platform not included with ladder
- Optional Dk300 platform available

Model 6100X

Evolution Inpool Ladder



Includes ANSI/APSP REQUIRED BARRIER

- **NEW!** Warm gray color
- Economical, full-featured inpool ladder
- Fits decks up to 54" high
- Snap-lock treads for quicker, easier assembly
- Five treads
- Full 16" inside tread width
- Strong sturdy design
- Minimal hardware
- No sand or bricks required; fills with water
- Attaches easily to deck; no extra parts required
- Five year warranty
- Weight guideline: **300 lbs.**
- Optional #6100-EXT Extension Kit available



Model 8000

Entry Ladder

Economical Entry/Exit System



Cable lock included

- When combined with #Step-1 it forms an economical Entry/Exit System for 48" to 54" pools
- Outside treads swing up into an upright position for security
- 18" wide: 22" high handrail, 9-1/2" span
- Weight guideline: **300 lbs.**

To make the complete Entry/Exit System you will need to purchase both:

- (1) #8000 Entry Ladder
- (1) #Step-1 (total of 2 cartons)



NEW

Model LAK

Ladder Adapter Kit

For use with the Confer Plastics ladder models 7100B, 7100-X, 8100X, 7000B and 7200

- Easy assembly
- Warm gray color
- Minimal Hardware



LAK KIT

Model 8100X

Ground to Step Entry Ladder



For use with the Curve Step to make a complete entry/exit system

- Easy assembly - snap lock treads
- Large top platform
- Warm gray color coordinates with Curve Step
- Outside treads swing up and lock for safety, padlock included



INPOOL STEP SYSTEM

The *CURVE* Inpool Step System



Above Ground Stair Case



Inground Stair Case

- Available in four configurations; two for Above Ground and two for Inground
- Start with the base step unit and then expand into a complete system at any time
- Four tread unit for Above Ground Pools
- Three tread unit for Inground Pools
- Above Ground base unit treads can be installed curving inwards or outwards as customer desires
- Eye-catching, graceful sloping handrails
- Two tone color - gray treads with warm gray (beige) sidewalls and handrails to complement any pool
- Oversize deck mounting brackets to reach across any top seat
- Adjustable base pads to compensate for slightly dished pool floor
- Ships by UPS or Fedex
- Easy assembly with no hardware required



Above Ground Curve System



Inground Curve System



Curve Step Specifications:

Weight limit - lbs	400	Height to top tread - In ground	36"
Tread width	27"	- Above ground	47"
Tread depth	10"	Mounting bracket length	24"
Riser height	11"	Overall outside width	38"
Unit depth	32"	Complete Curve System width	58"
Handrail height (from top step)	30"		

Available in following configurations:

Model #CCX-AG	CONFER CURVE BASE INPOOL 4 Step for Above Ground -
Model #CCX-AG-2	CONFER CURVE ABOVE GROUND Add-On Unit for Above Ground -
Model #CCX-IG	CONFER CURVE BASE INPOOL 3 Step for Inground -
Model #CCX-IG-2	CONFER CURVE INGROUND Add-On Unit for Above Ground -

POOL STEPS (CONT'D)

Model PES

Pool Entry System

An excellent system for safety and convenience.

- Meets ANSI/APSP standards
- Adjusts to fit 48" to 54" pools and decks
- Adjusts to fit most uneven or dished-bottom pools
- Top step covers the pool top seat in most installations
- Easy assembly; no metal parts
- Does not attach to pool
- Side openings help to reduce algae growth under unit
- Excellent for elderly, slightly handicapped, or heavy swimmers
- Non-slip step surfaces
- Large, flat steps each with 270 square inches of surface
- Includes deck connector
- Fills with water to prevent floating; no sand needed
- Weight guideline: **400 lbs.**
- Five year warranty
- Includes Automatic Gate Closer

Pool Entry System Specifications:

Projection into pool 36"
Width 31"
Step dimension 10" x 27"
Riser height 11"
Handrail height 32" from top step
Specifications subject to change without notice.
(all specifications are approximate)

Gate Specifications:

Height of gate 58"
Width of gate 27"
Height of latch 57"
Gate is self closing self latching
(all specifications are approximate)

Available in following configurations:

Model #PES-1 - Individual Entry System for use off of a deck
Model #PES-DBL - Two Entry Systems with gate for use on pools without a deck
Model #PES-G - Gate only



Step-1

Confer Step

Designed for easy pool entry

- Inpool Step for 48" to 58" pools and decks
- Easy, snap-together assembly
- Large, flat steps each with 270 square inches of surface area
- Compact packaging – can be shipped by UPS-FEDEX
- Includes mounting brackets to fasten to deck
- Side openings help to reduce algae growth under unit
- Weight guideline: **400 lbs**
- Five year warranty
- Requires 40 pounds of sand for installation




Note: The Confer-Step is designed for use in flat-bottom pools only. Our Pool Entry System can be adjusted to fit most dished-bottom pools.

"Safe and Secure" System

Model S.I.G.

- Satisfies most building inspector and insurance requirements in most states
- Self-closing, self-latching gate restricts access to pool
- Gate includes self-closing mechanism (see inset photo) for a sure close everytime
- Gate includes padlock for complete security
- Inpool ladder takes up minimal space inside pool
- Steps and ladder can be separated and used individually if a deck is built
- Inpool ladder features anti-entrapment barrier



Now with Automatic Gate Closer!

ENCLOSURE SYSTEM

Confer-Step Enclosure System




The Enclosure System provides security first, by enclosing the steps with pickets, and secondly, with its self-closing, self-latching gate. It meets current BOCA codes and satisfies most building inspectors.

Allows two #Step-1 units to be joined together, enclosed, and gated to restrict access by small children. Kit consists of connecting step, connecting rails, enclosure pickets and rails, and a self-closing, self-latching gate (includes automatic gate closer).

Note: For best results place outside step units on level patio blocks.

To make the complete System you will need:

- (2) #Step-1 units
(2 cartons)
- (1) #Step-ENC kit w/gate
(2 cartons)
- (total of 4 cartons)



Skim-It

- Increases skimmer efficiency
- Attaches easily to most skimmers without tools
- Low cost, easy to use
- Blade is easily removable when swimming

Important: Consult your local building department for installation of your pool and equipment. For safety, all of our products should be used with competent supervision.



CONFER
plastics inc.

97 Witmer Road
North Tonawanda, NY USA 14120-2421

800-635-3213

Fax: 716-694-3102

www.conferladders.com

email: ladders@conferplastics.com

Product and specifications subject to change without notice



PROUDLY
MADE IN
THE USA 

PRINTED IN USA

